

C SERIES

CS8 TWO-WAY, FULL-RANGE, 8-INCH SURFACE MOUNT LOUDSPEAKER SYSTEM



SPECIFICATIONS

Loudspeaker Type:	Two-way, full-range, coaxial surface mount loudspeaker, 8 ohm or 70V/100V operation
Operating Range¹:	45 Hz - 13.5 kHz (-10 dB)
Frequency Response¹:	70 Hz - 12.5 kHz (-3 dB)
Max Input Ratings (8 ohm):	60W continuous, 150W program 22 volts RMS, 43.8 volts momentary peak
Transformer Taps—70V:	30W, 15W, 7.5W, 3.75W and 8 ohm selectable
100V:	30W, 15W, 7.5W, and 8 ohm selectable
Sensitivity (1W/1m)¹:	89 dB SPL (70 Hz to 12.5 kHz 1/3 octave bands) 90 dB SPL (250 Hz to 4 kHz speech range)
Maximum Output¹:	107 dB SPL / 113 dB SPL (peak 8 ohm)
Nominal Impedance:	8 ohms
Minimum Impedance:	6.5 ohms @ 10 kHz
Nominal Coverage:	110° conical (+50° / -50°, 1 kHz to 6 kHz)
Axial Q / DI:	5.5 / 7.4, 500 Hz to 6 kHz
Crossover Frequency:	2 kHz
Recommended Signal Processing:	60 Hz, 24 dB/Oct high pass filter
Drivers:	LF 1 x 8-inch cone HF 1 x ¾-inch exit compression driver
Driver Protection:	Self-resetting solid state circuit breaker
Input Connection:	4-pole Euroblock connector with two pair of non-interrupt parallel connections
Controls:	Front-accessible wattage / low impedance selector switch hidden behind the rotatable logo
Enclosure:	ABS plastic, matte finish, paintable
Finish:	Black or white
Mounting/Rigging Provisions:	Low profile, multi-angle, pan-tilt mounting yoke
Grille:	Dual-layer powder coated steel, black or white finish
Safety Features:	Built-in safety cable attachment eyebolt
Environmental:	IP55 rated loudspeakers, IP56 rated connector cover, designed to Mil Spec 810
Required Accessories:	Electronic high pass filter
Supplied Accessories:	Low profile, pan-tilt mounting yoke; flat-head screwdriver
Optional Accessories:	M8 x 15.5mm Blind Insert for 3rd party accessory attachment
Dimensions—Height:	9.73 inches (247 mm)
Width:	13.8 inches (351 mm)
Depth:	12.4 inches (315 mm)
Weight (without bracket):	8.8 lbs (4.0 kg)
Weight (with bracket):	11.1 lbs (5.0 kg)
Shipping Weight (Pairs):	29 lbs (13.2 kg)



APPLICATIONS

- Swimming pools
- Sports stadia, sports facilities
- Health and fitness clubs
- Houses of worship
- Retail environments
- Cruise ships
- Corporate training rooms
- Bars and restaurants

FEATURES

- Clean and simple architectural design
- Same components and voicing as the Commercial Design ceiling loudspeaker family
- High efficiency, high output, high intelligibility, low distortion
- Paintable enclosure constructed of high-impact ABS plastic to reduce resonances
- Front-accessible power tap switch for selectable 8 ohm or 70V/100V operation
- Low profile pan-tilt mounting yoke included
- Horizontal or vertical mounting orientation
- Weather-resistant construction with treated drivers, two-layer powder coated grilles and protected wiring ingress
- Available in standard black or white finishes

DESCRIPTION

The C SERIES CS8 is a full-range, compact, two-way system, ideal for installations where space is a premium. Easily outperforming loudspeakers of a larger size format, the CS8 provides high power handling, high sensitivity and realistic sound reproduction. With a clean and simple architectural appearance that aesthetically merges well in most environments, combined with weather-resistant capability suitable for outdoor use, the CS8 can be used in a wide variety of speech and music applications. It is equipped with a built-in autoformer, allowing large numbers of distributed loudspeakers to be powered from a 70V or 100V amplifier output. A convenient front-accessible power tap switch is hidden behind a rotatable logo. Installation is simple and flexible using the included multi-angle pan and tilt wall mounting yoke which allows low profile mounting and precise positioning of the enclosure in either horizontal or vertical mounting orientation.

NOTES:

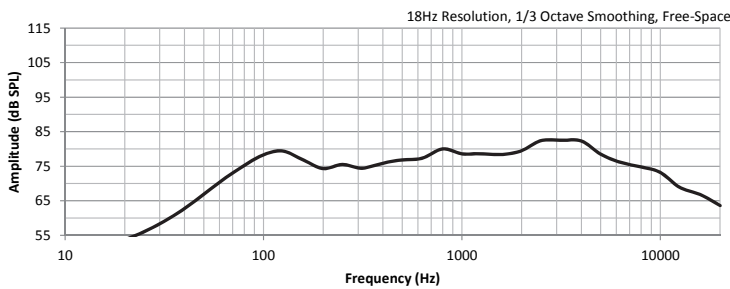
1. Sensitivity: On-wall pink noise measurement at 6ft (1.8m) at 10% power; extrapolated to 1 meter and an input of 2.83 volts RMS.
2. Watts: All wattage figures are calculated using the rated nominal impedance.

C SERIES

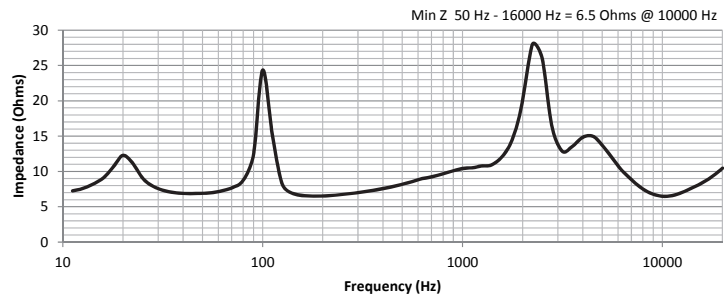
CS8 TWO-WAY, FULL-RANGE, 8-INCH SURFACE MOUNT LOUDSPEAKER SYSTEM



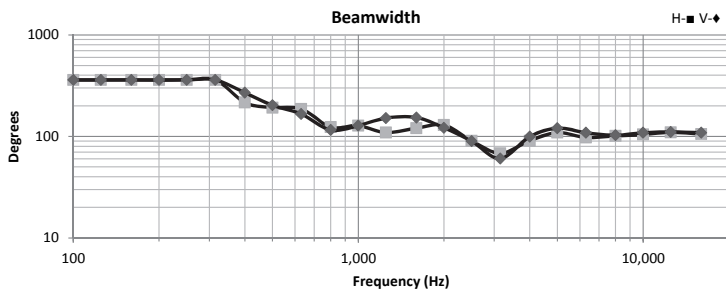
FREQUENCY RESPONSE



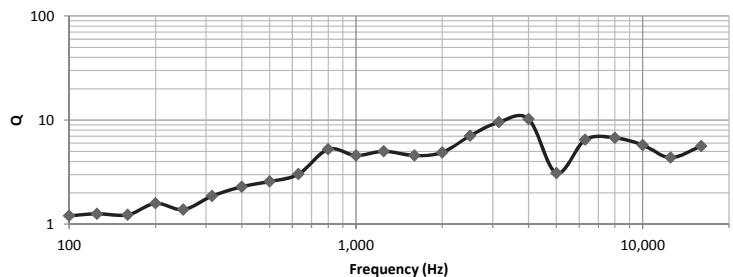
IMPEDANCE



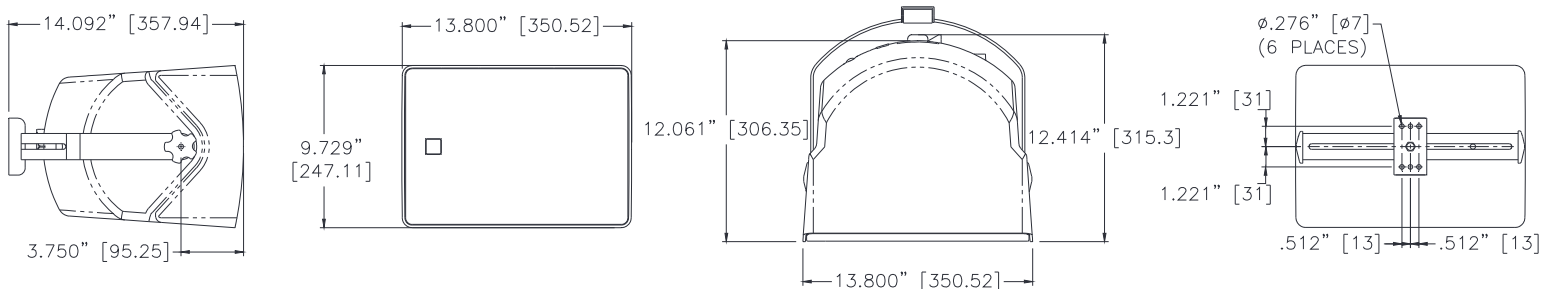
BEAMWIDTH



AXIAL Q



DIMENSIONS



ARCHITECTURAL SPECIFICATIONS

The loudspeaker system shall be a two-way, full-range compact system with an 8-inch low frequency transducer and a coaxially mounted 0.75-inch exit high frequency compression driver. The drivers shall be connected to an integral crossover with a crossover frequency of 2 kHz, with a self-resetting solid state circuit breaker for driver protection. The paintable enclosure shall be constructed of high-impact ABS plastic. The system shall have an amplitude response of 45 Hz - 13 kHz (-10 dB) and a low impedance (8 ohm) input capability of 22V RMS. The sensitivity at 1W/1m shall be 89 dB (70 Hz to 12.5 kHz 1/3 octave bands). The loudspeaker system shall have a conical coverage pattern of 110° conical (+50° / -50°, 1 kHz to 6 kHz). The nominal system impedance shall be 8 ohms (in low impedance setting). The system shall be equipped with a 30W high performance autoformer for use in 70.7V or 100V distributed audio systems, with 30W, 15W, 7.5W and 3.75W taps available in 70.7V distributed systems (30W, 15W, and 7.5W taps available in 100V distributed systems). An easily accessible front-face tap selector switch located behind a rotatable logo shall be available for selecting autoformer and low impedance settings. Dimensions in horizontal orientation shall be 9.73 inches (247 mm) high, 13.8 inches (351 mm) wide and 12.4 inches (315 mm) deep, with a loudspeaker weight of 8.8 lbs (4.0 kg). The loudspeaker system shall be the Community C SERIES CS8.

Community strives to improve its products on a continual basis. Specifications are therefore subject to change without notice.