

SPECIFICATIONS (See notes 1 - 3)

Horn Type: Pattern Control, Mid/high frequency horn

Operating Range: 350 Hz - 8 kHz

Usable LF Limit: 260 Hz

Flare Rate: 240 Hz

Throat Diameter: 2.8 in. / 71 mm

Axial Sensitivity 1W/1m (with EM280 driver):

113 dB SPL (315 Hz - 8 kHz 1/3 octave bands)

Maximum Output (with EM280 driver):

135 dB SPL / 142 dB SPL peak

Nominal -6 dB Beamwidth:

Horizontal: 60° (+6° / -3°, 500 Hz - 8 kHz)

Vertical: 30° (+7° / -1°, 1 kHz - 8 kHz)

Axial Q: 31.7 (500 Hz - 8 kHz)

Axial DI: 15 (500 Hz - 8 kHz)

Recommended Signal Processing (for EM280 driver):

400 Hz and 8 kHz crossover points in a system

300 Hz high pass filter for stand-alone operation

Construction:

Hand-laminated, reinforced composite, black fiberglass

Double wall construction using embedded balsa wood

Required Accessories:

Electronic crossover, Equalization

Optional Accessories:

DSC42: Digital crossover / processor

M280RC: Weather resistant driver cover

Bolt Patterns:

(6) 5/16 in / 8 mm holes on 8.75 in / 222 mm bolt circle

(4) 5/16 in / 8 mm holes on 5.75 in / 146 mm bolt circle

Dimensions (without driver):

Height: 28 in. / 711 mm

Width: 34 in. / 864 mm

Depth: 39 in. / 991 mm

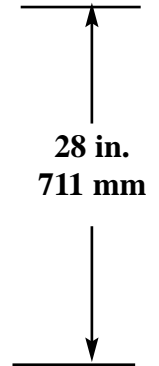
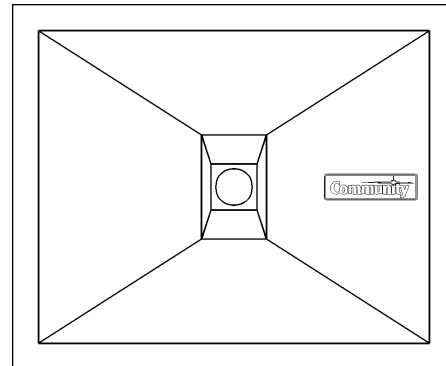
Weight: 35 lb. / 15.9 kg

Shipping Weight: 41 lb. / 18.6 kg

1. Sensitivity: Free field pink noise measurement at 25 ft / 7.6 m at 15% power; extrapolated to 1 meter and an input of 2.83 volts RMS. 0 dB SPL = 20 uPa.

2. Watts: All wattage figures are calculated using the rated nominal impedance.

3. EQ: Specifications are without equalization, normally required for optimum performance.



APPLICATIONS:

- Paging Systems
- Sports Facilities
- Performing Arts
- Concert Systems
- Houses of Worship

FEATURES:

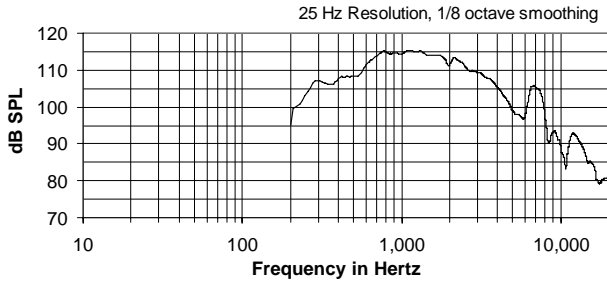
- Precise Horizontal and Vertical Pattern Control Maintains Consistent On and Off Axis Frequency Response
- High Q Design Provides Increased Intelligibility Over Distance
- Strong, Light Weight, Non-Resonant, Weather Resistant Fiberglass Construction

DESCRIPTION

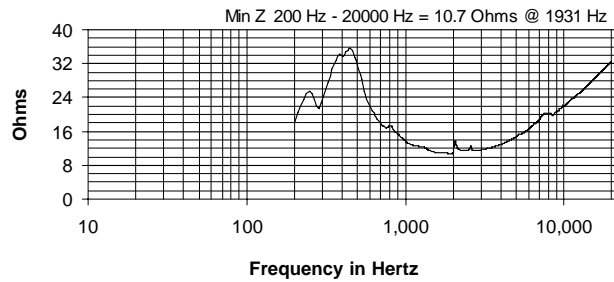
The PC164 horn is designed by Community to function as a midrange horn in a multi-way component system, or as a stand-alone, high power paging horn. Mated with a Community EM280 driver it will provide focused, extremely high output sound projection, with predictable performance and exceptional long term durability for professional sound reinforcement systems. Performance data for Community horns is well documented, providing the designer and consultant with highly predictable and consistent coverage patterns for system design.

Each horn is a handcrafted, one-piece, precision waveguide, precision molded in hand-laminated, fiber-reinforced fiberglass. Balsa wood is embedded in the sidewalls for non-diaphragmatic, resonant-free operation. With substantial fiberglass layering and integral throat and driver flange construction, Community horns are built to withstand the torque loads of the heaviest compression drivers. Their inherent strength and rigidity enhances sonic efficiency by preventing sound energy losses through the horn walls or from vibration. Community fiberglass horns are inherently weather-proof under all conditions of use. There is a five year warranty.

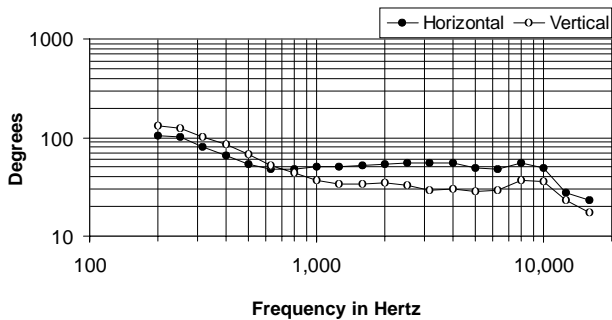
FREQUENCY RESPONSE



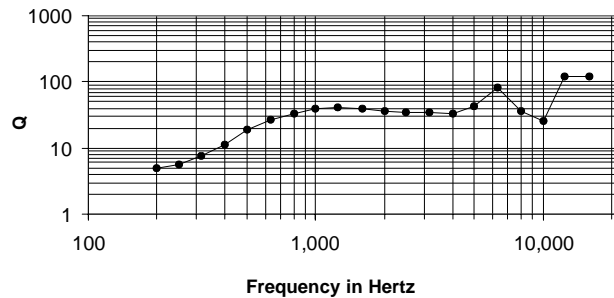
IMPEDANCE



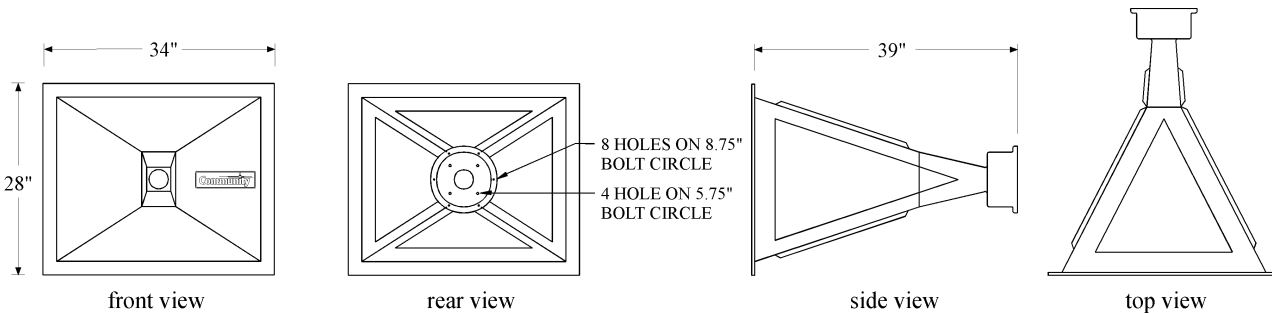
BEAMWIDTH



AXIAL Q



DIMENSIONS



ARCHITECTS' AND ENGINEERS' SPECIFICATIONS

The horn shall be a 2.8 inch throat entrance, Pattern Control, mid / high frequency device. It shall be made as one piece using hand-laminated fiberglass, with double wall constructions formed by resin-encapsulated, sandwich core wood. It shall include an integral rear flange for mounting a 2.8 inch exit compression driver and a flat, front flange to facilitate mounting. The usable operating range shall be from 350 Hz to 8 kHz with nominal -6 dB beamwidths of 60° horizontal, deviating no more than +6° / -3° between 500 Hz and 8 kHz, and 30° vertical, deviating no more than +7° / -1° between 1 kHz and 8 kHz. The horn shall be 28 in. (711 mm) H x 34 in. (864 mm) W x 39 in. (991 mm) D, and weigh 35 lb. (15.9 kg).