

WEATHER-RESISTANT 2-WAY, FULL-RANGE LOUDSPEAKER SYSTEM

SPECIFICATIONS (See notes 1 and 2)

Loudspeaker Type: 2-way, weather-resistant

Operating Range: 70 Hz - 18 kHz
80 Hz - 16 kHz (+/- 3.5dB)

Max Input Ratings:

125W continuous, 300W program
32 volts RMS, 69 volts momentary peak

Recommended Power Amplifier:

250W to 360W @ 8 Ohms

Sensitivity 1W/1m:

92 dB SPL (80 Hz - 16 kHz 1/3 octave bands)
93 dB SPL (250 Hz - 4 kHz speech range)

Maximum Output:

113 dB SPL / 120 dB SPL (peak)

Nominal Impedance: 8 Ohms

Min Impedance: 4.8 Ohms @ 230 Hz

Nominal -6dB Beamwidth (mounted horizontally):

90° H(+14° / -52°, 1.6 kHz - 12.5 kHz)
50° V(+41° / -5°, 1.6 kHz - 12.5 kHz)
100° H x 100° V (1200 Hz)

Axial Q / DI: 15 / 11.8, 1.6 kHz - 12.5 kHz

Crossover Frequency: 2 kHz

Recommended Signal Processing:

60 Hz high pass filter

Drivers: LF (1) 8" carbon fiber, Ferrofluid-cooled

HF (1) 1" exit, non-metallic diaphragm,
Ferrofluid-cooled

Input Connection: 12 foot (3.6m) SJOW cable

Controls: None

Enclosure: Hand-laminated fiberglass, black gel-coat

Mounting / Rigging Provisions:

(2) 1/4-20 mounting points

Grille: 3-layer Weather-Stop™

Supplied Accessories:

(2) 1/4-20 x 1" stainless steel bolts
(2 ea.) Stainless steel lock & flat washers

Dimensions: Height: 9.25 in. / 234.9 mm

Width: 15.5 in. / 393.7 mm

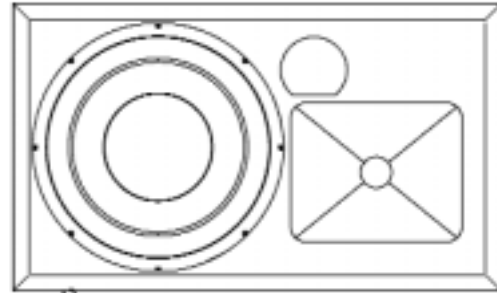
Depth: 10.13 in. / 257.3 mm

Weight: 21 lbs. (9.5 kg)

Shipping Weight: 23.5 lbs. / 10.7 kg

1. Sensitivity: Free field pink noise measurement at 15 ft / 4.6m at 90% power; extrapolated to 1 meter and an input of 2.83 volts RMS.

2. Watts: All wattage figures are calculated using the rated nominal impedance.



Applications:

- Theme Parks / Water Parks
- Outdoor Entertainment Centers
- Cruise Ships / Swimming Pools
- Stadium Fill
- Concourse

Features:

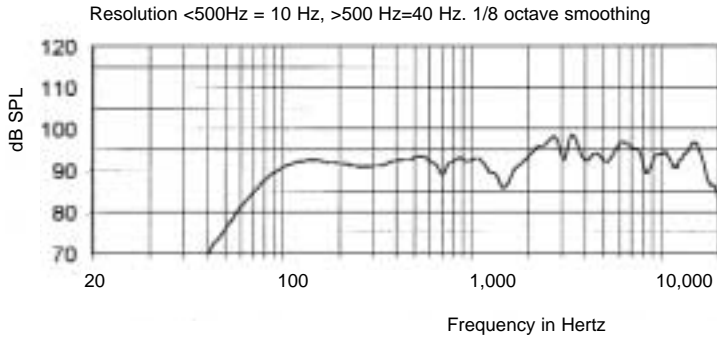
- All-weather, all-fiberglass enclosure
- Weather inert driver diaphragms
- Stainless steel hardware
- Integral mounting points
- High power passive crossover
- Weather-resistant stainless steel grille
- Ferrofluid cooling

Description

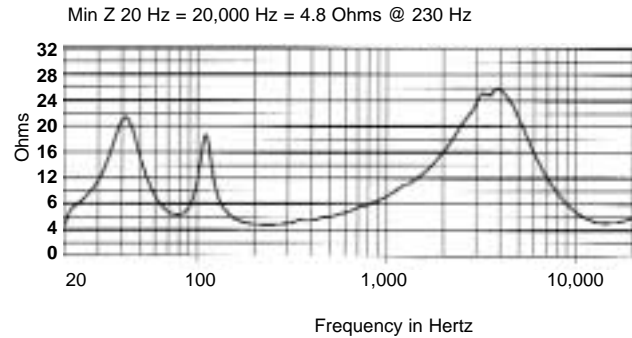
The Community WET218 is a 2-way, full-range loudspeaker system designed to provide high quality music and voice reproduction in applications requiring extreme weather-resistance. It provides an uncompromised musical system in a compact, attractive weather resistant package. Engineered for use in permanent installations, the loudspeaker enclosure and faceplate are constructed in one piece of hand laminated fiberglass. The LF cone is made of carbon fiber. The HF driver has a non-metallic polyimide diaphragm. All drivers are Ferrofluid-cooled.

WEATHER-RESISTANT 2-WAY, FULL-RANGE LOUDSPEAKER SYSTEM

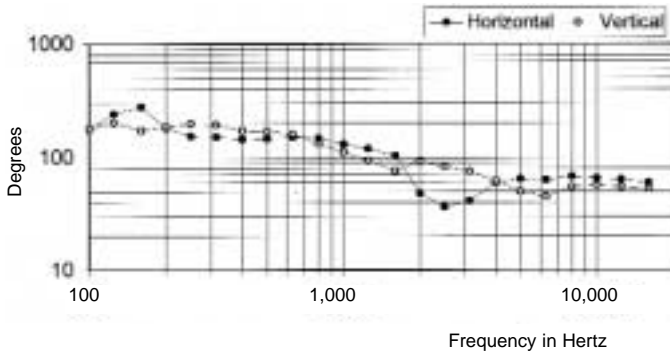
Frequency Response



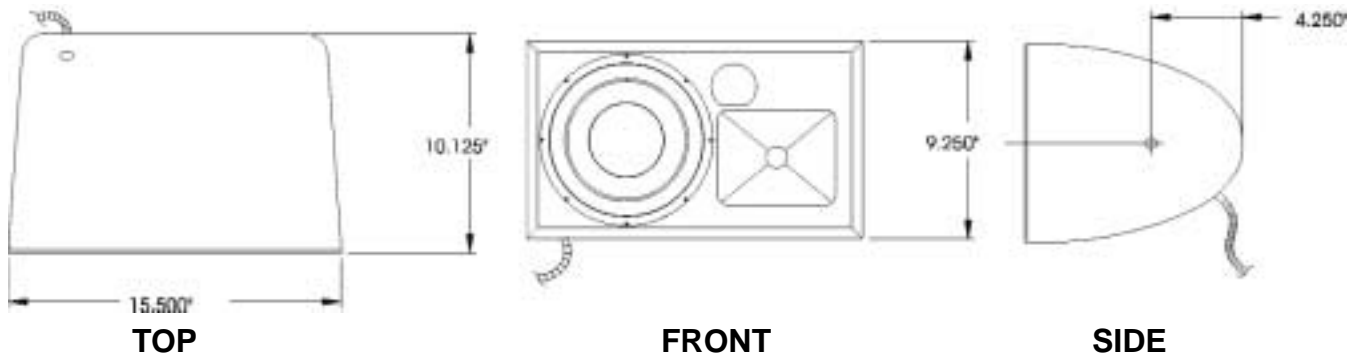
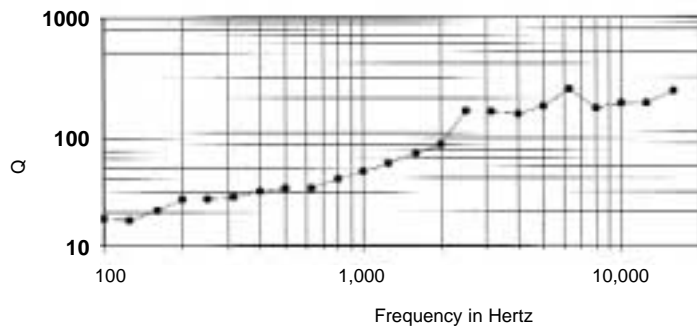
Impedance



Beamwidth



Axial Q



Architects' and Engineers' Specifications

The loudspeaker system shall be a two-way, full-range, weather-resistant bass reflex design with one 8 in. carbon fiber low frequency woofer and one 1 in. exit high frequency driver with a non-metallic polyimide diaphragm mounted on a high frequency fiberglass horn. Drivers shall be connected to an integral crossover with a crossover frequency of 2 kHz. The input connection shall be one 12 ft. (3.6m) SJOW cable with stripped ends. The loudspeaker enclosure shall be of molded reinforced fiberglass with a 16 gauge perforated stainless steel grille backed by open cell foam and a 100 x 100-wire per sq. in. stainless steel mesh. There shall be two 1/4-20 rigging points. The system shall have an amplitude response of 80 Hz - 16 kHz (+/- 3.5 dB), input capability of 32Volts RMS, 92dB sensitivity at one meter nominal impedance. The nominal dispersion shall be 90°H x 50°V from 1.6 khz-12.5 kHz. The loudspeaker shall be 9.25 in. (234.9 mm) H x 15.5 in. (393.7mm) W x 10.13 in. (257.3mm) D and weigh 21 lbs. (9.5 kg).