

SPECIFICATIONS (See notes 1 and 2)

Loudspeaker Type: 2-way, multi-angle / PA, bass ported
Operating Range: 70 Hz - 18 kHz
 70 Hz - 18 kHz (+/-5dB)
Max Input (Passive): 200W continuous, 500W program
 40 volts RMS, 89 volts momentary peak
Recommended Power Amp:
 420W to 600W @ 8 Ohms

Max Inputs (Biamp):

LF: (Same as for Passive mode)
 Recommended LF Power Amp: (Same as for Passive mode)
 HF: 50W continuous, 125W program
 20 volts RMS, 45 volts momentary peak
 Recommended HF Power Amp: 100W to 150W @ 8 Ohms

Sensitivity 1W/1m:

97 dB SPL (70 Hz - 18 kHz 1/3 octave bands)
 96 dB SPL (250 Hz - 4 kHz speech range)

Maximum Output: 120 dB SPL / 127 dB SPL (peak)

Nominal Impedance (passive): 8 Ohms

Min Impedance: 5.2 Ohms @ 210 Hz

Nominal Impedances (Biamp): LF: 8 Ohms, HF: 8 Ohms

Nominal -6 dB Beamwidth:

80° H (+6° / -18°, 2 kHz - 10 kHz)
 35° V (+8° / -3°, 2 kHz - 10 kHz)

Axial Q / DI:

24.4 / 13.9, 2 kHz - 10 kHz

Crossover Frequency: 2 kHz

Recommended Signal Processing: 60 Hz high pass filter

Drivers:

LF (1) 12", Ferrofluid-cooled
 HF (1) 1" exit, titanium diaphragm

Driver Protection: PowerSense™ DDP

Input Connection: (2) Neutrik NL4MP, (2) 1/4 in. jack

Controls: Passive / Biamp switch
 2 position HF level switch

Enclosure: 13-ply 18 mm Baltic birch, Polane painted (see options)

Enclosure Hardware: (1) Steel recessed spring handle

Mounting / Rigging Provisions:

(1) 1-3/8 stand socket

Grille: 16 gauge perforated steel, black powder coated (see options)

Required Accessories: None

Supplied Accessories: (4) Rubber feet with mounting screws

Optional Accessories:


SB5: black 5 ft x 1-3/8" steel pole for mounting to a subwoofer

Dimensions:

Height: 14.4 in. / 366 mm
 Width: 23.9 in. / 608 mm
 Depth: 15.3 in. / 389 mm

Weight: 49.5 lb. / 22.5 kg

Shipping Weight: 51 lb. / 23.1 kg



APPLICATIONS:

- Theatres / Auditoria
- Portable PA
- Houses of Worship
- Clubs
- Bands

FEATURES:

- Dual-position Floor Monitor or Upright PA Use
- 1" Titanium HF Driver
- Switchable Passive / Biamp Modes
- 2 Position HF Level Switch
- PowerSense™ DDP Circuit with Front Indication
- Steel Handle and Steel Input Panel
- Choice of Black, White, or Unfinished Exterior

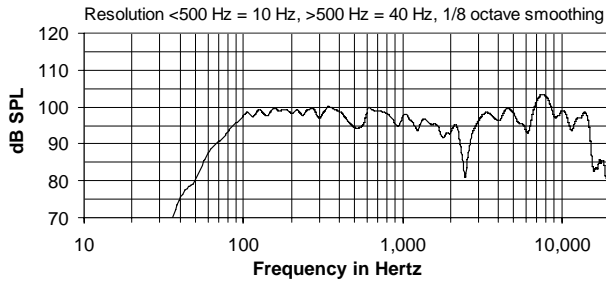
DESCRIPTION

The XLT41E is a small and versatile two-way full-range bass reflex loudspeaker system engineered for multiple uses in club and performance public address. There is a choice of two HF horns for the XLT41E. The 90 x 40 (XLT41E-94) and the 60 x 40 (XLT41E-64) horns are both rotatable for narrower horizontal coverage or for vertical mounting. The black-painted 13-ply Baltic birch enclosure and black perforated steel grille present an attractive package. Features an over-drive indicator light and a passive / biamp switch on the input panel, PowerSense™ protection circuitry and a Ferrofluid cooled woofer. Five year warranty.

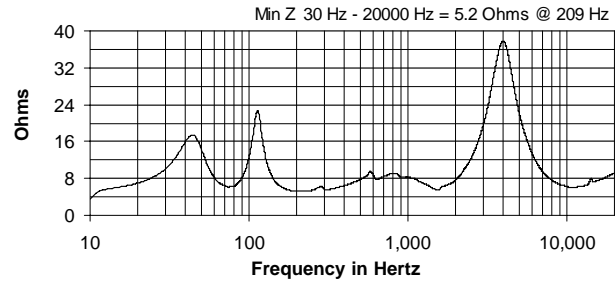
OPTIONS:

XLT41E-94B = black painted
 XLT41E-94W = white painted
 XLT41E-94U = unfinished
 Grille: white has white cloth covering, unfinished has brown cloth covering

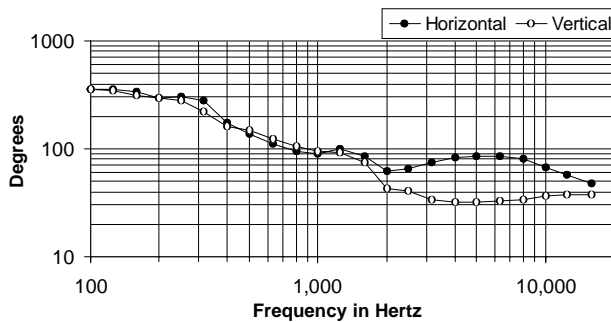
FREQUENCY RESPONSE



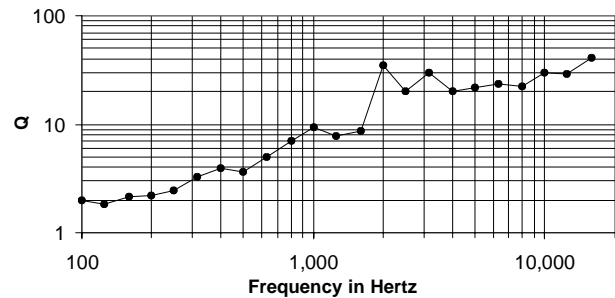
IMPEDANCE



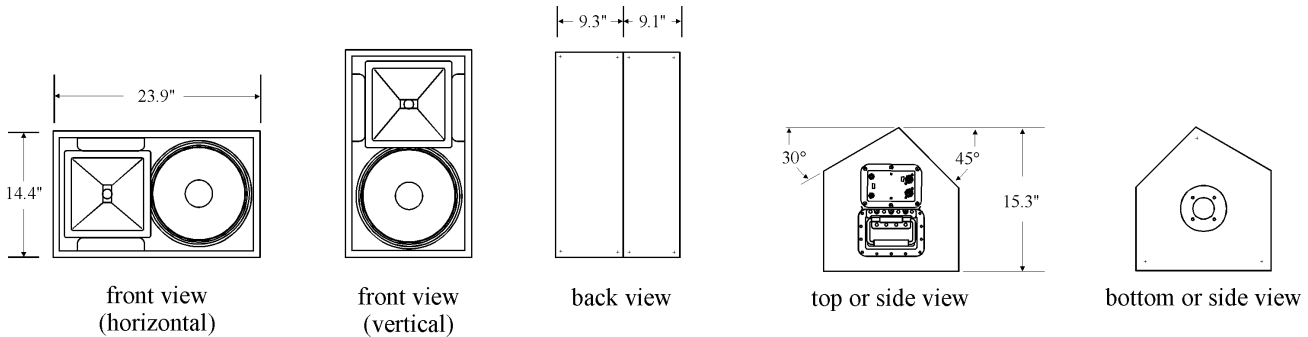
BEAMWIDTH



AXIAL Q



DIMENSIONS



ARCHITECTS' AND ENGINEERS' SPECIFICATIONS

The loudspeaker system shall be a two-way, full-range bass reflex design with angled back panels allowing 30 degree and 45 degree front slant when used as a PA monitor. The loudspeaker system shall have one 12 in. Ferrofluid-cooled woofer and one 1 in. exit HF driver with a titanium diaphragm mounted to a 90° rotatable HF fiberglass horn. Drivers shall be connected to an integral crossover with a crossover frequency of 2 kHz and integral over-current protection circuitry using high positive current coefficient resistors. There shall be two NL4MP connectors and two 1/4" phone jack connectors with a switch for passive or biamplified connection and side-facing LED over-power indicator light. The loudspeaker enclosure shall be 13-ply Baltic birch plywood with a 16 gauge perforated steel grille {with a white {{brown}} cloth cover} and {{unfinished.}} finished with black {white} paint. The system shall have an amplitude response of 70 Hz to 18 kHz (+/- 5 dB), input capability of 40V RMS, 97 dB sensitivity at one meter and 2.83V / 8 ohms nominal impedance. The nominal dispersion shall be 80°H x 35°V from 2 kHz to 10 kHz. The loudspeaker shall be 14.4 in. (366 mm) H x 23.9 in. (608 mm) W x 15.3 in. (389 mm)D and weigh 49.5 lbs (22.5 kg).