

## SPECIFICATIONS

<b>Loudspeaker Type:</b>	Two-way, full-range
<b>Operating Range:</b>	45 Hz to 18 kHz 60 Hz to 16 kHz (±4.5 dB)
<b>Max Input Ratings (Passive):</b>	600W RMS, 1500W Program 69 volts RMS, 155 volts momentary peak
<b>Max Input Ratings (Bi-amp):</b>	LF: 600W RMS, 1500W Program @ 8 ohms HF: 90W RMS, 180W Program @ 8 ohms
<b>Recommended Power Amplifier (Passive):</b>	1200W to 1800W @ 8 ohms
<b>Sensitivity (1W/1m):</b>	101 dB SPL (63 Hz to 18 kHz 1/3 octave bands) 100 dB SPL (250 Hz to 4 kHz speech range)
<b>Maximum Output:</b>	129 dB SPL / 136 dB SPL (peak)
<b>Nominal Impedance:</b>	8 ohms
<b>Minimum Impedance:</b>	6 ohms @ 8.4 kHz
<b>Nominal Impedances (Bi-amp):</b>	LF: 8 ohms HF: 8 ohms
<b>Nominal -6dB Beamwidth:</b>	120° H (+21° / -34°, 2 kHz to 16 kHz) 60° V (+12° / -18°, 2 kHz to 16 kHz)
<b>Axial Q / DI:</b>	13.6 / 11.3, 2 kHz to 16 kHz
<b>Crossover Frequency:</b>	1.5 kHz
<b>Recommended Signal Processing:</b>	60 Hz 24 dB/Octave high pass filter
<b>Drivers:</b>	LF 1 x 15" HF 1 x 2.8" VC/ 1.4" exit
<b>Input Connection:</b>	(2) NL4-compatible locking connectors (4) Terminal barrier strip
<b>Controls:</b>	Operating mode switch (bi-amp/passive)
<b>Enclosure:</b>	13-ply solid birch plywood 30° total pitch angle
<b>Finish / Options:</b>	Black paint finish, white paint finish, unfinished wood, portable option with built-in handles, and multiple weather-resistant options for outdoor use. Contact factory for details.
<b>Mounting/Rigging Provisions:</b>	(23) M10 flying/rigging inserts (4) M8 OmniMount™ 120 inserts
<b>Grille:</b>	16-gauge perforated steel, foam backed
<b>Required Accessories:</b>	Electronic high pass filter
<b>Optional Accessories:</b>	M10EYBLTKIT 10 mm eyebolt kit Mounting/rigging hardware for iHP1500 Series
<b>Dimensions—Height:</b>	33.79 inches (858 mm)
<b>Width (front):</b>	18.26 inches (464 mm)
<b>Width (rear):</b>	8.26 inches (210 mm)
<b>Depth:</b>	19.86 inches (505 mm)
<b>Weight:</b>	91 lbs (41.3 kg)
<b>Shipping Weight:</b>	112 lbs (50.8 kg)



Shown:  
Standard Model iHP1526

## APPLICATIONS

- Theatre and auditoria
- Houses of worship
- Dance clubs, discotheques
- Live sound reinforcement
- Multipurpose sports facilities
- Stadiums
- Audio visual

## FEATURES

- 120° x 60° rotatable horn pattern
- Large format waveguide delivers excellent pattern control
- 1.4" (36 mm) exit / 2.87" (72.2 mm) VC HF device
- 15" (380 mm) LF device
- Passive and bi-amp operating modes
- (23) Load-rated M10 rigging points
- (4) M8 OmniMount™ 120 inserts
- Dual NL4-compatible locking connectors and barrier strip inputs
- Black, white, unfinished, portable and weather-resistant versions
- Five-year warranty

## DESCRIPTION

The iHP1526 is a premium quality, large format, full-range loudspeaker system. The driver complement consists of a 15" (380 mm) high power low frequency driver and a 1.4" (36 mm) exit / 2.87" (72.2 mm) edgewound voice coil compression driver. The large format rotatable horn flare delivers well controlled 120° x 60° dispersion, and utilizes high order crossovers to minimize band overlap. The well controlled off-axis response enhances system performance when combined with other iBOX Mid/Hi and subwoofer elements in clusters and arrays. The i115S and i215S subwoofer elements share the same cabinet profile and have been designed for integration with the iHP1526 for aesthetically pleasing clusters and arrays.

The iHP1526 can be used in both passive and bi-amp operating modes. The passive mode is designed to deliver outstanding performance without the use of a processor, while the bi-amp mode allows greater system flexibility. A compatible processor can be used to enhance the LF response, provide a crossover function for use with iBOX subwoofer elements, and much more. The solid birch plywood enclosure incorporates 23 load-rated M10 rigging points and four M8 OmniMount™ 120 inserts in the rear of the enclosure. Simple and flexible installation is achieved using optional hardware from an extensive range designed specifically for the iBOX Series.

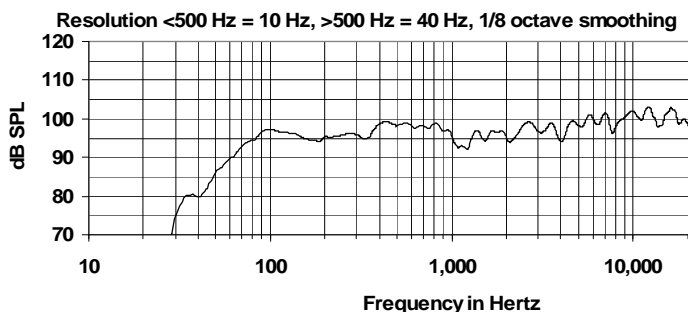
## iHP1526 OPTIONS

"W" suffix	White paint finish with white grille and hardware
"U" suffix	Unfinished with black grille and hardware
"H" suffix	Horizontal version with the HF horn rotated 90 degrees.
"P" suffix	Portable version with built-in handles, rubber feet and stacking cups on four recessed corner mounting points
"WR" suffix	Weather-Resistant version with fiberglass-coated marine plywood, stainless steel fasteners and Weather-Stop™ grille. Available in grey, black and white finishes.

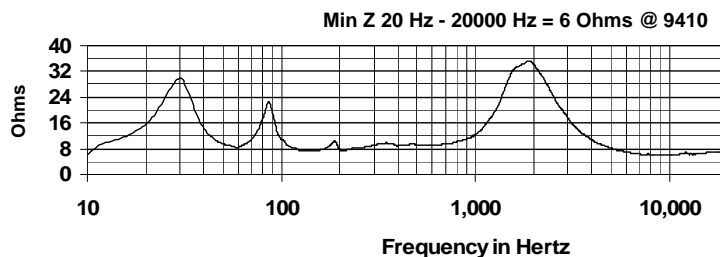
## NOTES:

1. Sensitivity: Free field pink noise measurement at 40 ft (12.2 m) at 20% power; extrapolated to 1 meter and an input of 2.83 volts RMS.
2. Watts: All wattage figures are calculated using the rated nominal impedance.

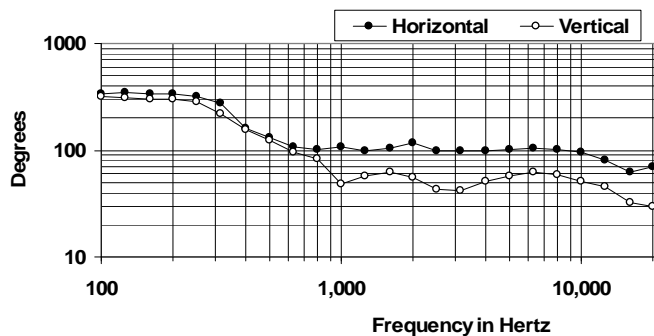
## FREQUENCY RESPONSE



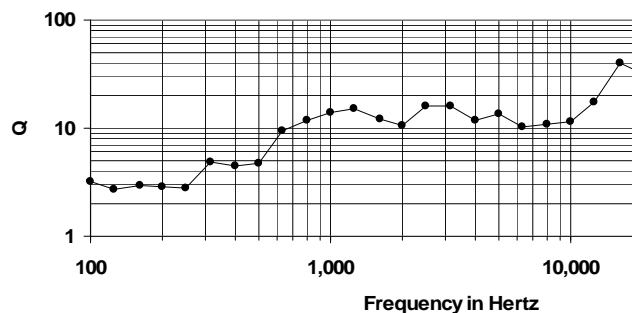
## IMPEDANCE



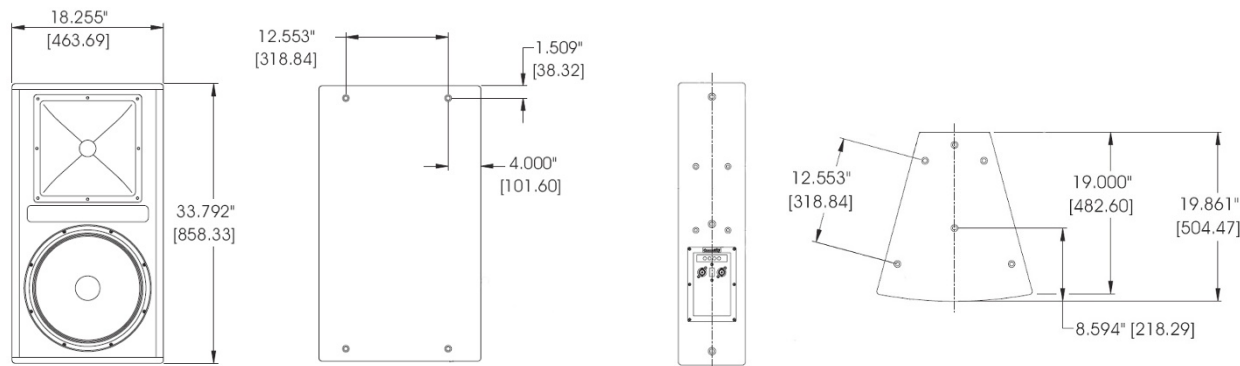
## BEAMWIDTH



## AXIAL Q



## DIMENSIONS



## ARCHITECTURAL SPECIFICATIONS

The loudspeaker system shall be a two-way, full-range bass reflex trapezoidal design with one 15-inch (380 mm) LF driver and one 1.4-inch exit HF driver with a titanium diaphragm mounted to a 120° x 60° HF fiberglass horn. Drivers shall be connected to an integral crossover with a crossover frequency of 1.5 kHz. There shall be one four-terminal barrier strip and two NL4-compatible locking connectors. The terminal panel shall have a switch to select Bi-amp or Passive operating modes. The loudspeaker enclosure shall be 13-ply solid birch plywood and shall be fitted with 23 x M10 and 4 x M8 flying/rigging inserts and a painted finish. The front of the enclosure shall be fitted with a 16-gauge perforated steel grille backed with foam. The system shall have an amplitude response of 60 Hz to 16 kHz (+/- 4.5 dB), input capability of 69V RMS, 100 dB sensitivity at one meter and 2.83V / 8 ohms nominal impedance. The nominal dispersion shall be 120° H x 60° V from 2 kHz to 16 kHz. The loudspeaker shall be 33.79 in. (858 mm) H x 18.26 in. (464 mm) W (front) x 8.26 in. (210 mm) W (rear) x 19.86 in. (505 mm) D and weigh 91 lbs (41.3 kg).

Community strives to improve its products on a continual basis. Specifications are therefore subject to change without notice.

## iHP1500 Series

### Portable Option



Portable iBOX models include built-in Ergo-Grip handles, rubber feet and stacking cups on four recessed corner mounting points.

Order iHP1526P.

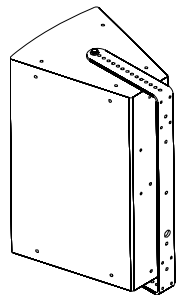
### Weather-Resistant Option



Weather-Resistant iBOX models feature fiberglass-coated marine plywood, 316 stainless steel fasteners, and three-layer Weather-Stop™ grille. Available in grey, black and white finishes. Specify passive or bi-amp mode at the time of ordering.

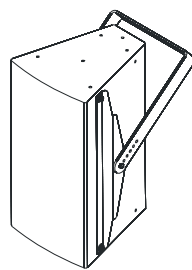
## iHP1500 Series Mounting Accessories

All Community iBOX mounting kits are specifically designed and engineered for the iBOX Series to provide a high degree of safety for supporting the loudspeaker cabinets. Available in black or white finishes to match the loudspeaker enclosure, bracket parts are made of black or white powdercoated steel. Hardware for attaching the bracket assembly kits to the enclosure are included. Each point is rated at 150 lbs working load limit (WLL) with a 15:1 safety ratio.



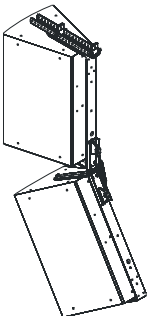
**IB-Y15**  
**Horizontal Mounting Yoke**

Standard "U" type mounting yoke bracket for iHP1500 Series loudspeakers, available in black and white finishes. Provides a yoke-type mounting with hardware for locking the aiming angle.



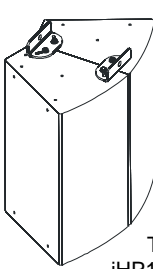
**IB-VY15**  
**Vertical Mounting Yoke**

Vertical mounting yoke for the iHP1500 Series loudspeakers. Each kit includes two compound angle plates that attach to the sides of the enclosure and a yoke bracket to fasten to these plates for vertically mounting the loudspeaker. Ideal for theatrical applications.



**IB-VTK**  
**Vari-Tilt Kit**

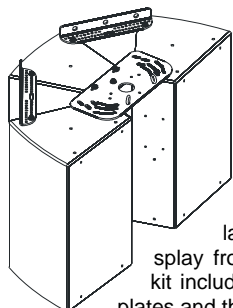
Vari-tilt mounting kit for vertically flying two enclosures two-high at different horizontal and/or vertical aiming angles, with up to a 60° splay between cabinet-edge to cabinet-edge. Each kit includes one hang tab channel, two hang tabs, one turnbuckle and two turnbuckle brackets. **A standard U-type mounting yoke (IB-Y15) must be purchased separately for each enclosure.**



**IB-TPK**  
**Tight Pack Kit**

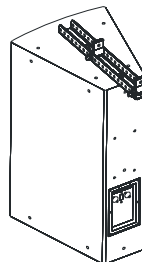
Tight pack mounting kit for tight packing two same-size enclosures into a cluster. Each kit includes two tight pack plates, one spacer bracket and four M10 eyebolts. To tight pack three same-size enclosures, use two IB-TPK's; to tight pack four enclosures, use three IB-TPK's; etc. Use with same-size enclosures in iHP1500 Series. A range extending to a 10° splay between cabinet edges is also possible using the tight pack kits.

## iHP1500 Series Mounting Accessories (continued)



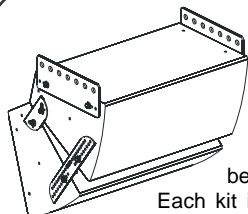
### IB-UPK Universal Planar Kit

Planar mounting kit for creating clusters of three same-size enclosures with up to a 45° splay between cabinet-edge to cabinet-edge; or clusters of three different-size enclosures in "small-large-small" configuration with up to a 15° splay from cabinet-edge to cabinet-edge. Each kit includes one planar bracket, two planar angle plates and three M10 eyebolts.



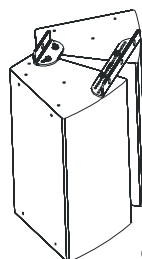
### IB-VAK Vari-Angle Kit

Vari-angle hanging kit for vertically flying single enclosures at different aiming angles. Each kit includes one hang tab channel and two hang tabs. The hang tab channel mounts directly onto the top of the enclosure for an aesthetically pleasing installation. However, a standard horizontal mounting yoke may also be purchased separately for use with each enclosure at the installer's discretion.



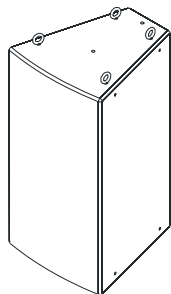
### IB-HFK Horizontal Fly Kit

Horizontal flying kit for horizontally array hanging two same-size enclosures with up to a 45° splay between cabinet-edge to cabinet-edge. Each kit includes two lifting brackets, two planar spacer plates, two fly kit spacer brackets and four M10 eyebolts. To horizontally array three same-size enclosures, use two IB-HFK's; to horizontally array four same-size enclosures, use three IB-HFK's; etc. Use with same-size enclosures in the iHP1500 Series.



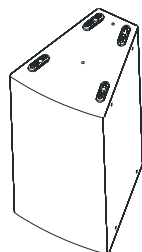
### IB-VFK Vertical Fly Kit

Vertical flying kit for vertically array hanging two same-size enclosures with up to a 45° splay between cabinet-edge to cabinet-edge. Each kit includes one planar angle plate, one tight pack bracket, one fly kit spacer bracket and four M10 eyebolts. To vertically array three same-size enclosures, use two IB-VFK's; to vertically array four same-size enclosures, use three IB-VFK's; etc. Use with same-size enclosures in the iHP1500 Series.



### M10EYBLTKIT 10mm Eyebolt Kit

Kit of four 10mm eyebolts for suspending and rigging iHP1500 Series loudspeakers, black zinc plated. Each iHP1500 loudspeaker features 23 M10 load-rated rigging points plus four (4) M8 OmniMount™ 120 series rear inserts.



### STKIT Seat Track Kit

Seat Track Kit for suspending a single loudspeaker enclosure. Each kit contains four seat track channels and both M10 (10mm) and 3/8-16" threaded fasteners for attachment to loudspeaker enclosures. **Use M10 fasteners with all iHP1500 Series loudspeakers.** Use multiple Seat Track Kits for multiple enclosures.

**CAUTION:** Installation of loudspeakers should only be performed by trained and qualified personnel. It is strongly recommended that a licensed and certified professional structural engineer approve the mounting design.

#### WAIVER OF LIABILITY

Whenever Community Light and Sound, Inc. (CLS), dba Community Professional Loudspeakers is requested to provide advice or material regarding the design or installation of its equipment such advice or material is intended and provided for information purposes only. The advice or material is only intended to familiarize the user with various options for design, coverage and installation. User expressly agrees that CLS shall not be liable for any damages, whether in tort, contract, strict liability or otherwise consequential, incidental or otherwise to person or property as a result, directly or indirectly, of the use of any advice or material. The user of any advice or material provided by CLS assumes all risk and liability for the use thereof. Without limitation to the above, CLS does not accept liability or responsibility for the performance of any manufacturer, design, method, use, material or technique employed by the acoustic designer and/or installation company. All advice, information or material is subject to field variations and environmental conditions. All advice, information, or material given is offered on the assumption that common or standard practices for installation used in the construction trades is applied to all phases of the user's project. Actual assembly or configuration must be performed only by persons with knowledge of mechanical trades and rigging, where applicable. Any installation method must be certified by a Professional Engineer licensed in the state in which assembly or configuration is located.